




BRISBANE GIRLS GRAMMAR SCHOOL

BRING YOUR OWN DEVICE (BYOD) REQUIREMENTS AND FREQUENTLY ASKED QUESTIONS



Nil sine labore LIVES ENRICHED BY LEARNING

Contents

- INTRODUCTION3**
- BYOD SPECIFICATIONS4**
 - OPERATING SYSTEM.....4
 - HARDWARE SPECIFICATIONS.....4
 - DEVICE EXAMPLES.....5
- ONLINE PURCHASE PORTAL7**
- FREQUENTLY ASKED QUESTIONS.....8**
- FURTHER INFORMATION11**

Introduction

Brisbane Girls Grammar School's Bring Your Own Device (BYOD) Program allows students to select and use their own computing device in all classes. Students can configure their device to meet their personal likes and individual learning style, rather than working with a device that has been prescribed for them.

The program forms part of the School's overall strategy to personalise the curriculum and learning for students. Students can move their learning seamlessly between home, school, and alternative wireless environments, such as local libraries.

Brisbane Girls Grammar School's BYOD Policy allows students to bring a device of their choice to the School, provided the device meets the School's minimum specification requirements.

Since 2018, the School has required all new students to own a device that supports a stylus or has the facility to use a stylus/touch screen input. A stylus looks and acts like a real pen and is used by students in the classroom for 'Digital Inking'—that is, to take notes (which can be converted to type), to highlight or emphasise parts of a text, to draw and sketch, to write mathematics/science formulas, to solve in-class assessment activities directly onto device screens, and to send written examples of questions to their teachers.

Please note: Apple Mac computers do not directly support a stylus device. A companion accessory, such as an active tablet to enable pen input, would also be required (refer to page 6).

Brisbane Girls Grammar School will provide software onboarding for each new student's device as part of the BYOD program. Onboarding will take place in January 2025 to ensure the device is ready for the start of the new school year. Further information regarding this process will be released to families towards the end of Term 4.

BYOD Specifications

These specifications have been developed as a guide for parents when determining the most appropriate device to purchase for their daughter.

Operating system

- The School’s recommended operating system is Microsoft Windows 10 or 11
- The School will also support MAC OS X 11 (Big Sur) and 12 (Monterey).

To allow for important educational software (such as Adobe Creative Cloud) to be installed, some systems are **ineligible** for BYOD at Girls Grammar. Ineligible systems include iPad Pro/iOS, Chromebooks/Android, Surface Pro X and Windows RT/ARM based devices.

Hardware specifications

Component	Specification
Processor	<i>Minimum:</i> Intel Core i5 (or equivalent)
Wi-Fi	<i>Required:</i> Compatible with IEEE 802.11ac and Enterprise Authentication
Battery life	<i>Minimum:</i> eight (8) hours
Memory	<i>Recommended:</i> 16 GB RAM <i>Minimum:</i> 16 GB RAM
Storage	<i>Recommended:</i> 512GB Solid State Drive + External Hard Drive for Backups <i>Minimum:</i> 256 GB Solid State Drive (SSD)
Screen	<i>Recommended:</i> 13–14 inch <i>Minimum:</i> 12 inch
Ports	<i>Recommended:</i> Two (2) x USB 3 Ports or One (1) x USB 3 + one (1) x USB-C Port <i>Minimum:</i> One (1) x USB 3 or USB-C Port For devices with only one USB-C port, a USB adaptor may be useful ¹
Peripherals	<i>Required:</i> Built-in/Attached Keyboard, Charger (brought to School daily) <i>Recommended:</i> Protective Case, Cordless Mouse, full size Keyboard for home
Touch Input²	Touch Screen with Stylus. If not built-in (such as with Apple Mac), this requires an additional device ³ to facilitate stylus use.
Software capacity	Capacity to run Microsoft Office and Adobe Creative Cloud software (both provided by School)
Warranty	<i>Strongly Recommended:</i> Three (3)-year, Next Business Day, On-Site Warranty and Accidental Damage Protection Insurance (most retailers offer these as Optional Extras at time of purchase). FYI, ‘Return-to-Base’ (RTB) Warranty which is the standard warranty for many devices means sending the device away to be repaired which can take weeks.

¹ USB type C plugs are now popular on modern Macs. An adaptor to allow traditional USB devices such as USB keys and document cameras will need an adaptor such as this one from Lindy.com => <https://www.lindy.com.au/4-port-usb-3-1-type-c-notebook-hub>.




² A stylus is a device that looks and acts like a real pen and is commonly used on a tablet or mobile device. The kinds of activities a stylus can be used for in the classroom include taking notes, highlighting or emphasising parts of text, or even drawing and sketching. A stylus can be used with any device that has a capacitive touch screen or touch pad.

³ Active stylus (fine tip) or equivalent such as Wacom digitiser. For more information, visit the schools BYOD FAQ section: www.bggs.qld.edu.au/byod


Device Examples

The Girls Grammar IT Department has provided a selection of devices that support a stylus, based on product reputation and technical review. This is not an exhaustive list but offers a sample of devices that meet the School’s specifications.

Examples that meet recommended specifications:

Manufacturer/Model	Image	Features
Apple MacBook Air / 13.6" / Apple M2 / 8 GB		Processor: 8-core CPU Display: 13.6" Stylus: supported but not included Storage: 256GB Battery: 18 hours
HP Elitebook 830 Notebook		Processor: Intel Core i5 Display: 13.3" Storage: 256GB Battery: Long life Stylus: included
Microsoft Surface Pro 9		Processor: Intel Core i5 Display: 13" Stylus: supported but not included Storage: 256GB Battery: up to 16 hours

Example that meets minimum specifications:

Manufacturer/Model	Image	Features
HP ProBook	 A silver HP ProBook laptop is shown from a three-quarter perspective. The screen is open and displays a blue-themed Windows desktop with several application icons. The laptop is positioned centrally within the 'Image' column of the table.	<p>Display: 13.3"</p> <p>Storage: 256GB</p> <p>Stylus: included</p> <p>Battery: up to 10 hours</p> <p>Modes: laptop & tablet</p>

Online Purchase Portal

To assist families with purchasing a suitable device, Girls Grammar has arranged for JB Hi-Fi Solutions for Education (a technology retailer) to provide an online purchase portal that offers products that meet BGGGS BYOD requirements.

JB Hi-Fi Solutions for Education offers parents educational pricing for their daughter's device, which can also be bundled with: a stylus; keyboard (Surface Pro); EDU Tech Care+ warranty, which includes onsite (at School) 'any reason' warranty repairs or advanced replacement for Microsoft devices; and an optional three-year Accidental Damage Protection (ADP) insurance policy. The warranty period varies from one to three years, depending on the manufacturer. Warranty periods are indicated on the portal for each device.

For devices purchased via the JB Hi-Fi Solutions for Education portal, the BGGGS IT Service Desk will assist with diagnostics of hardware faults and if the fault is covered by warranty, report the fault to the manufacturer on your behalf and arrange for repair/replacement.

The JB Hi-Fi Portal can be found via this link: <https://www.jbeducation.com.au/byod/>. You will require the School Code **BGGGSBYOD2024** to enter this page. Please note: the purchase of a laptop and accessories will require two separate transactions (to allow for the addition of the optional Accidental Damage Protection to your order). If you are not purchasing accessories, you can complete your order in one transaction.

**** We recommend you place your order or source your own device as soon as possible to ensure it arrives in time for the commencement of the 2025 academic year. ****

The School will provide all software for your device as part of our BYOD program, during an onboarding process in January 2025. Further information about this will be distributed in Term 4 2024.

There is no commercial arrangement between JB Hi-Fi Solutions for Education and Brisbane Girls Grammar School. Families are welcome to source their own computers or use an existing one if it meets the School's specification requirements.

Frequently Asked Questions

What is Bring Your Own Device (BYOD)?

The School's BYOD program allows students to bring their own computing device (that meets the School's specification requirements) to class. Students can configure their device to meet their personal likes and individual learning style, rather than working with a device that has been prescribed for them.

The program, which is not unlike tertiary models, forms part of the School's overall strategy to personalise the curriculum and students' learning. Students can move their learning seamlessly between home, school, and alternative wireless environments, such as local libraries.

Why has the School required stylus-supported technology in the classroom?

Since 2018, the School has required all new students to own a device that supports a stylus or has the facility to use a stylus/touch screen input. 'Digital inking'—the use of a stylus or pen—allows numbers, symbols, diagrams, drawings, and other markings to be captured digitally.

Recent studies support using a stylus device in the educational context. Dean (2014) explains the ability to mix digital ink, images, and text means that products such as formulas in Mathematics or the drawing of diagrams or annotation of images imported into text in Biology, can be undertaken quickly. Mantgem (2008) notes students and teachers alike can write, draw, and sketch with freedom, enabling students to 'tap directly into their creative brainstorming thought processes'.

How will my daughter be using her computer in the classroom?

Technology is a tool used in students' day-to-day learning, and teachers in different classes will use it in different ways. Students will not be learning in a paperless or wholly online environment; rather, they will be using technology in classes to support the best possible approaches to rigorous teaching and learning.

What type of technology should my daughter use?

The School asks that students use a device that is consistent with our recommended specifications. These are based on laptop or notebook-style computing devices. For many girls, it means that they can use their current laptop at school.

Does my daughter's device need to be a particular brand?

No, we do not require any particular brand or model—any device that meets the minimum specification on page 4 will be suitable. Girls can use Microsoft Windows-based devices or an Apple product, depending on which device suits the way they like to work (noting that Apple Mac devices require an additional third-party device to meet stylus input requirements). The recommended specifications are our best estimate as to what will meet your daughter's needs over the reasonable life of the device (around three years is a reasonable lifetime for a device).

Can my daughter bring her iPad or tablet to School?

No. Girls should bring devices that can support traditional and educational software packages (such as full versions of Microsoft Office and Adobe Creative Cloud). Operating systems that are ineligible for the BYOD program include Windows RT, Windows S, iPadOS, and iOS.

iPads and tablets are great for consuming information but have limitations in creating and manipulating this information. Laptop or notebook-style devices provide students with the greatest benefits to their learning.

How about the Microsoft Surface Pro X/Surface Go 2?

While the Microsoft Surface Pro X and Go 2 can attach to a mechanical keyboard, they **cannot** run many traditional software packages (such as the Adobe Creative Cloud) or other software outside of what is available via the Microsoft store. It therefore limits a student's ability to use the required software. The Surface Pro 9, however, does fit within minimum specifications.

Do you support the new Snapdragon X processors?

No, we currently do not support the new Snapdragon X processors. Many applications are not yet compatible with these processors. We recommend using a system with a minimum Intel i5 (or equivalent) for optimal performance and compatibility.

Why do students use different types of computers?

The School considers technology as a means by which girls can create, manipulate and exchange the information that helps them learn. Technological advances mean the type of device—its brand, size, or colour—is less important than the quality and type of resources that students access via their device.

Girls choosing the device they wish to use gives them ownership over how they learn: it personalises the experience and increases their engagement.

Is there an easy way to buy a new laptop?

Brisbane Girls Grammar School has arranged for JB Hi-Fi Solutions for Education (a technology retailer) to provide an online purchase portal, configured for BGGGS' BYOD requirements, to parents who wish to purchase a new computing device for their daughter. There is no commercial arrangement between JB Hi-Fi Solutions for Education and Brisbane Girls Grammar School.

JB Hi-Fi Solutions for Education offers parents educational pricing and three-year warranties that include on-site (at School) warranty repairs (where provided by the manufacturer) organised by the School's IT Services team. A range of computing devices, consistent with the School's suggested specifications, is available on their online portal, which can be accessed at:

<https://www.jbeducation.com.au/byod/>.

The School Code you will need to access this page is **BGGSBYOD2024**.

What is the difference between Warranty and Accidental Damage Protection Insurance?

Warranty covers repair or replacement where a hardware fault occurs through no fault of the user—e.g. a hard drive or the Wi-Fi card inside the laptop fails. The standard warranty offered by most manufacturers is only for 12 months and is Return-To-Base (RTB). RTB means you need to send the device to the manufacturer's authorised repair centre and wait for it to be fixed and then returned to you—a process that often takes weeks.

Most manufacturers offer an extended warranty option (at additional cost) that extends the standard warranty—the School strongly recommends parents purchase a three-year, next business day, on-site warranty as part of any new laptop purchase. This means that your daughter's laptop can be repaired quickly and at School should a hardware fault occur.

Accidental Damage Protection (ADP) Insurance is an optional add-on offered by many manufacturers/retailers in addition to the extended warranty. In general, as the name suggests, ADP will provide for the repair of accidental damage (subject to specific coverage) at no or little further cost—and in many cases, on-site at School within a short timeframe. Details vary between manufacturers and retailers who offer this add-on, so it is important to carefully read the Product Disclosure Statement before purchasing. As a general recommendation (without regard to specific policies), the School recommends parents purchase ADP Insurance as accidents with laptops do occur—especially water spills, falls onto hard surfaces, and lids closing with a pen accidentally inside.

What software do I need to provide for my daughter?

The School provides all students with student licenses for Microsoft Office and the Adobe Creative Cloud suite at no cost. Specialist applications for specific subjects (where required) are also provided at no additional cost. Parents do not need to purchase any application software.

The only software that the School strongly recommends parents obtain is Anti-Virus/Anti-Malware protection. There are several very good yet free options available.

For an external opinion on free options available, please refer to this PC Magazine article:

<https://au.pcmag.com/antivirus/44373/the-best-free-antivirus-protection>

How do the girls charge their computers?

Girls are required to bring their laptop/notebook computers to School fully charged. On a full charge, it would be unusual for a laptop/notebook to require charging during a day of normal use.

If necessary, girls can charge their devices using secure charging stations available throughout the School.

How do the girls access the Internet while at School?

Brisbane Girls Grammar School has a high-quality wireless network, covering our buildings and open spaces, allowing girls to use their mobile technology anywhere on the campus.

How does the School ensure the girls' safety when using the Internet at School?

The School filters all wireless Internet access, blocking access to social media and websites that the School does not consider appropriate for the classroom.

How do students keep their technology safe?

Girls taking responsibility for their own possessions has always been a key part of the School's Ethics and Student Care programs. All girls have secure, individual lockers in which to store their possessions on campus.

Why do the girls still have a textbook list?

The School has developed quality electronic resources and students can access e-texts. However, students will still use textbooks in some subjects. Some publishers do not yet offer their books in an electronic format, and we think it is important to give all girls access to the best resources to support their learning, not just those offered in convenient ways.

Why do the girls still have to buy traditional stationery to use in class?

Having a laptop or notebook in class does not make Brisbane Girls Grammar School a paperless environment. Many aspects of learning best occur through girls experimenting and exploring ideas with a pen and paper. When the best way to engage with ideas or concepts is through technology, teachers will use this method.

How do the girls access resources for their learning with their own computers?

The School's Learning Management System, known as 'Minerva', supports girls' learning and related tasks at School. It is a platform from which girls can download materials for each individual class, submit work and interact with other students or teachers. Girls can also log in at home using their School credentials.

What will the girls do if their computer needs servicing or repair?

The School's IT Service Desk can help the girls solve minor issues or problems with software applications.

For devices purchased via the JB Hi-Fi Solutions for Education portal, the BGGGS IT Service Desk will

assist with diagnostics of hardware faults and, if the fault is covered by warranty, report the fault to the manufacturer on your behalf and arrange for repair/replacement. For alternatively purchased devices, the School's IT Service Desk will assist with diagnosis of hardware faults and provide information to assist in the warranty claim with the retailer.

Should the issue be due to damage not covered by warranty (e.g. laptop has been dropped) AND you have purchased the optional add-on Accidental Damage Protection (ADP) insurance, the IT Service Desk can assist in reporting to the insurance company and arranging repair/replacement. Note: if you chose an ADP that has an excess, you will need to pay the excess before repair/replacement can be arranged—we will advise you at the time of the process to do this.

We encourage parents to ensure that their daughter's laptop/notebook is supported by a high-quality warranty to manage any hardware failures. We strongly recommend the purchase of an on-site, next-business-day warranty add-on/extension, where offered by the manufacturer, as this means that your daughter's device will be repaired quickly and at School (without having to send it away).

In addition, we recommend parents purchase Accidental Damage Protection (ADP) Insurance for their daughter's device at the time of purchase. Details vary between manufacturers and retailers who offer this add-on, so it is important to carefully read the Product Disclosure Statement. In general, as the name suggests, ADP will provide for the repair of accidental damage (subject to specific coverage) at no or little further cost—and in many cases, on-site at School within a short timeframe.

The School maintains a short-term loan scheme to provide girls with a notebook computer while their own device is being repaired.

How do I add Parental Control to my daughter's device?

For Windows devices, please refer to the Microsoft Family Safety information:

<https://www.microsoft.com/en-us/microsoft-365/family-safety>

For MAC devices, please refer to the Content & Privacy settings:

<https://support.apple.com/en-au/guide/mac-help/mchl8490d51e/mac>

Further Information

For further information about the BYOD program or BYOD specifications, please contact the School's IT Service Desk on 07 3332 1478 or email byod@bggs.qld.edu.au.



BRISBANE GIRLS GRAMMAR SCHOOL

Nil sine labore LIVES ENRICHED BY LEARNING